




# A Step Towards Hydrogen Economy Avoid CO<sub>2</sub> & Make Business

S. Petters, E. Hammel and K. Mauthner

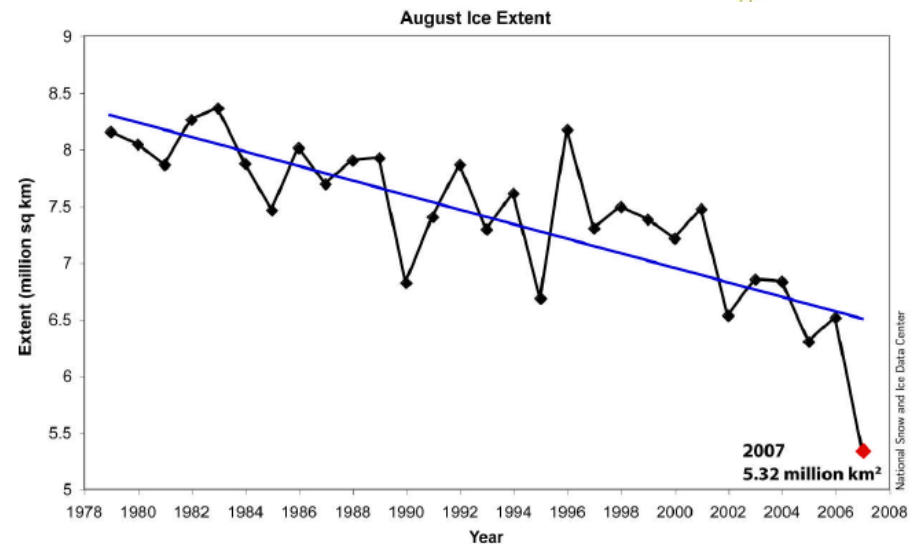
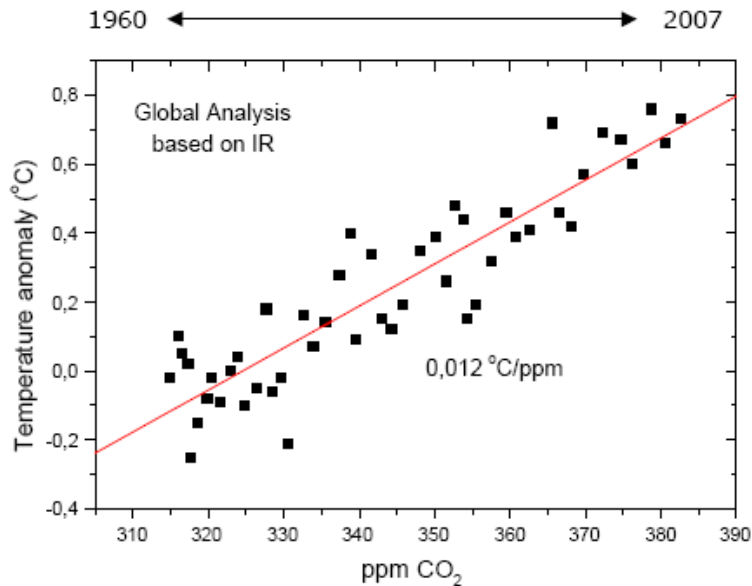
# The CO<sub>2</sub> Dilemma



We want:            Healthy Environment

We need:            More & More Energy

We create:          Threats to Mankind

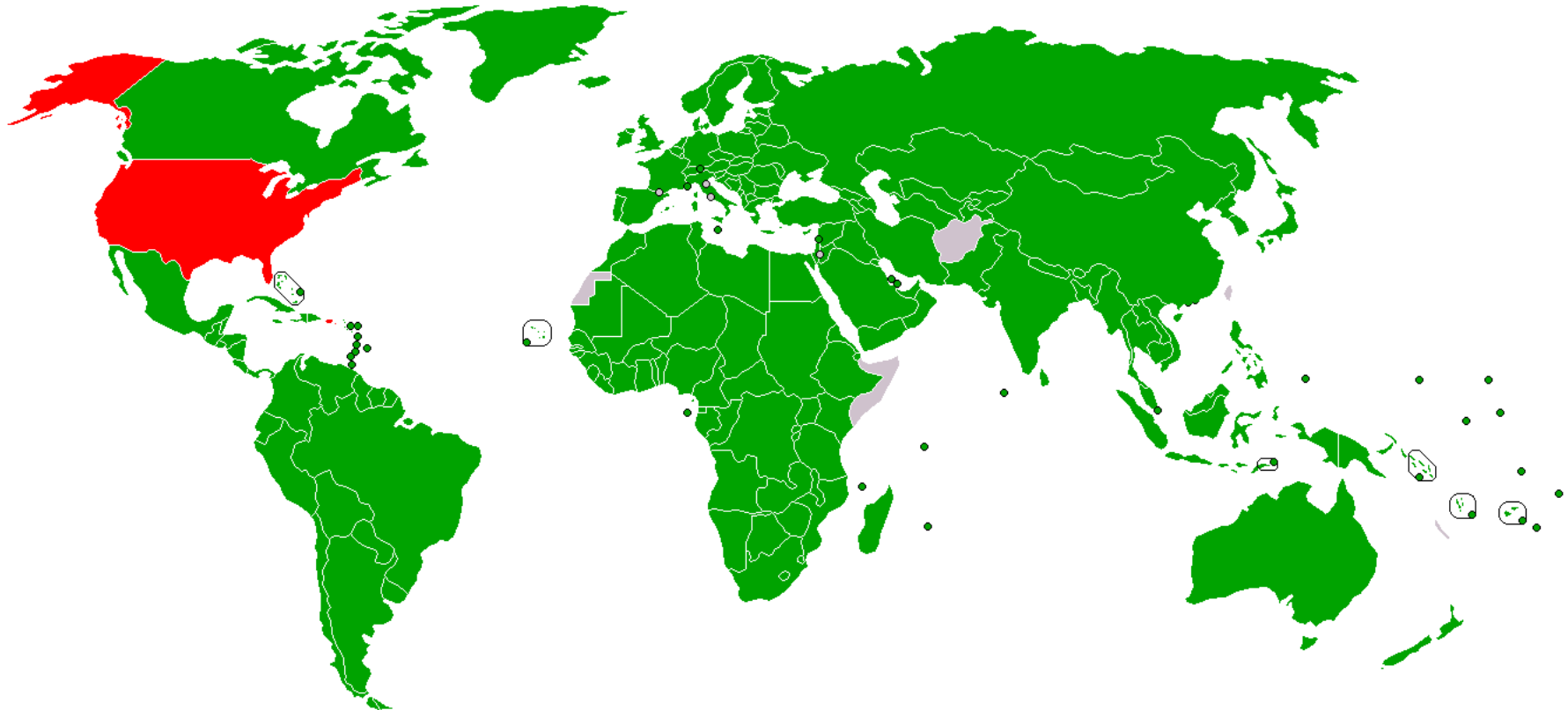


# Solution? The Kyoto Protocol



- The objective is the "stabilization and reconstruction of greenhouse gas concentrations in the atmosphere at a level that would prevent dangerous anthropogenic interference with the climate system."
- The objective of the Kyoto climate change conference was to establish a legally binding international agreement, whereby all the participating nations commit themselves to tackling the issue of global warming and greenhouse gas emissions. The target agreed upon was an average reduction of 5.2% from 1990 levels by the year 2012. Contrary to popular belief, the Protocol will NOT expire in 2012. In 2012, Annex I countries must have fulfilled their obligations of reduction of greenhouse gases emissions established for the first commitment period (2008–2012) (see Annex B of the Protocol).
- ...

# Kyoto Member States

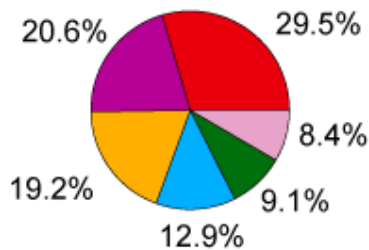
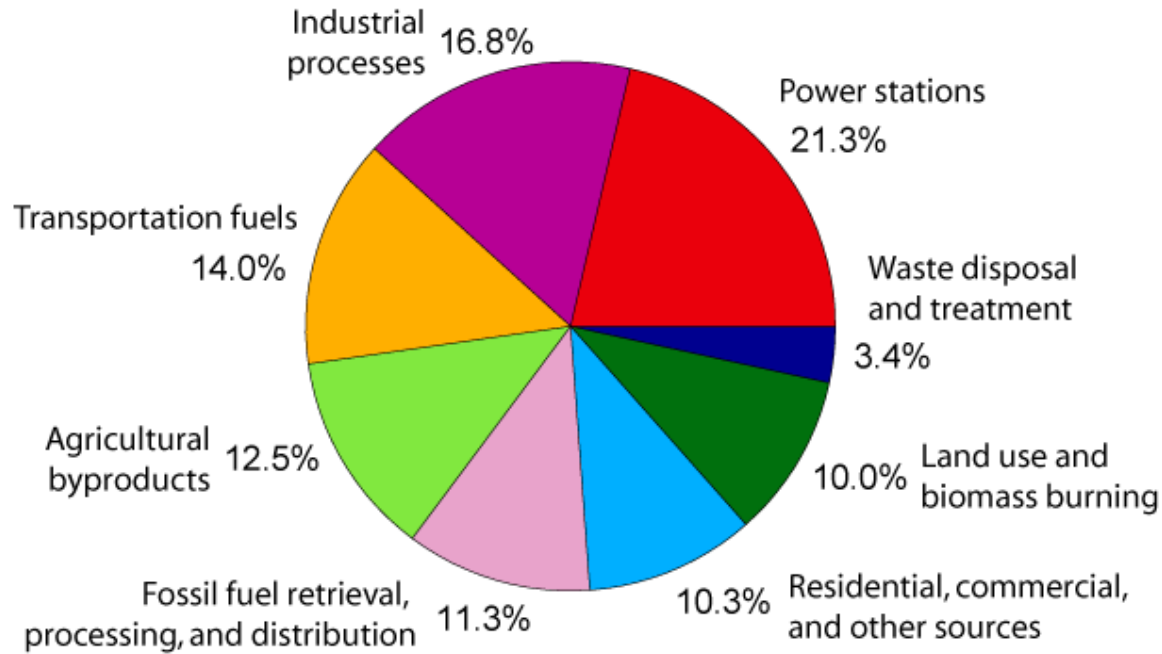


President Barack Obama has, as yet, taken no action with the senate that would change the position of the United States towards this protocol. When Obama was in Turkey in April 2009, he said that "it doesn't make sense for the United States to sign the Kyoto Protocol because it is about to end". At this time, two years and eleven months remained from the four-year commitment period.

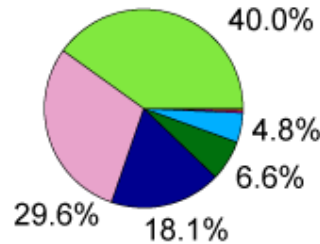
# Man-Made GHG



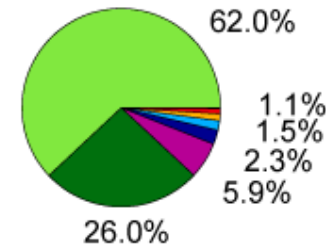
## Annual Greenhouse Gas Emissions by Sector



**Carbon Dioxide**  
(72% of total)

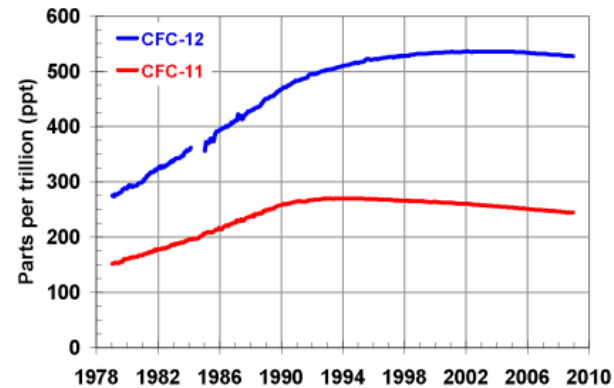
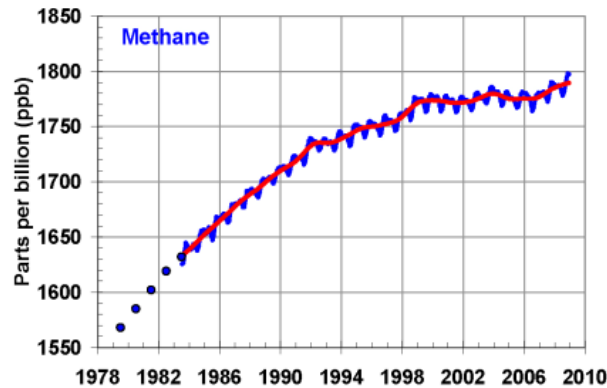
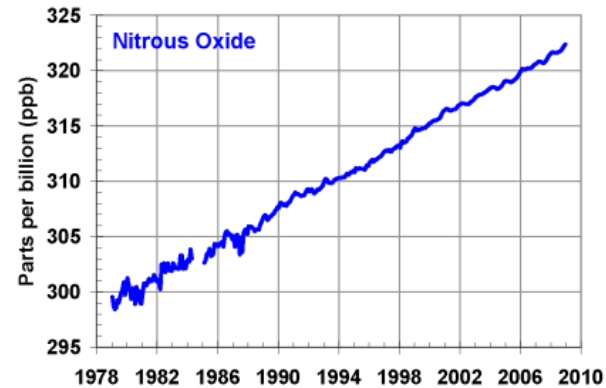
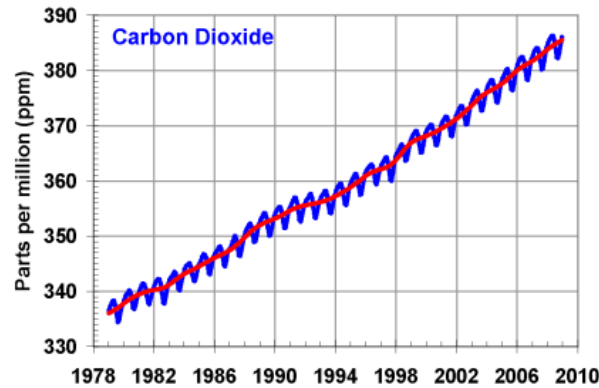


**Methane**  
(18% of total)



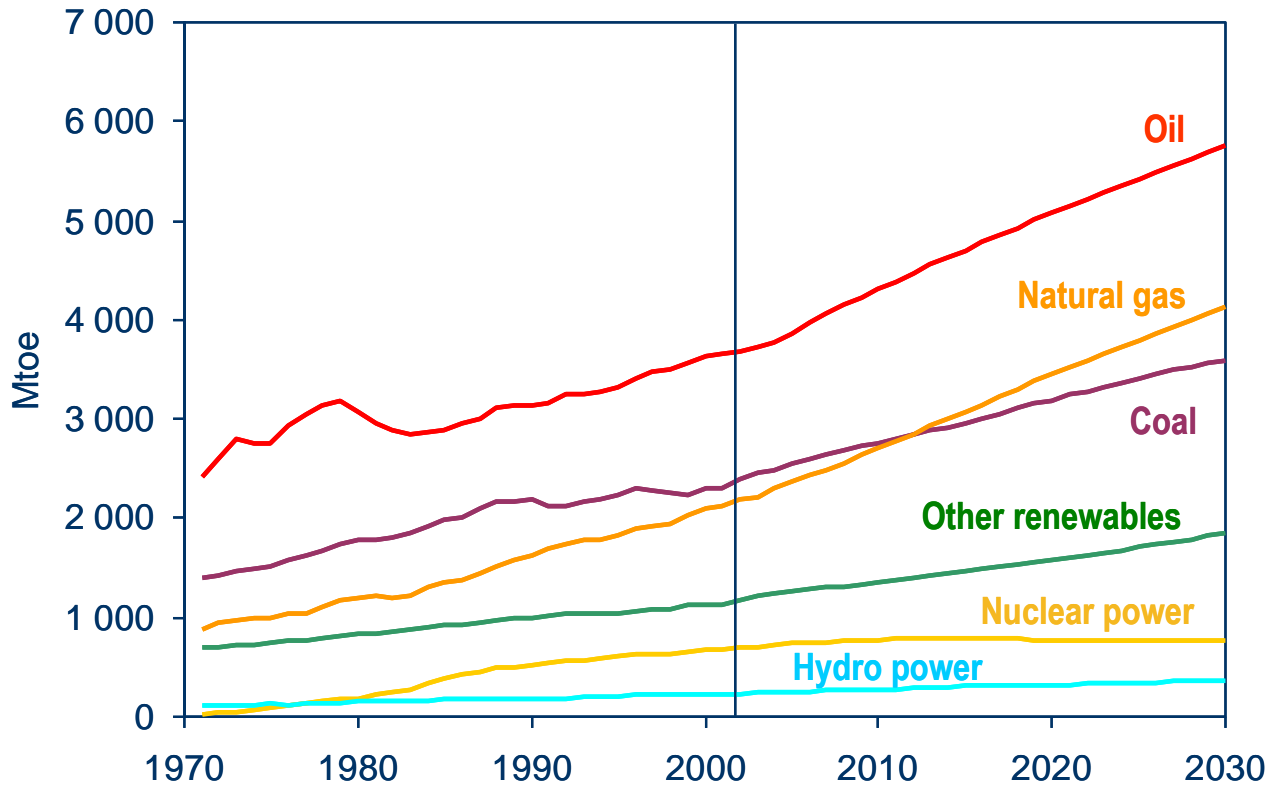
**Nitrous Oxide**  
(9% of total)

# Kyoto Results: GHG Charts ...



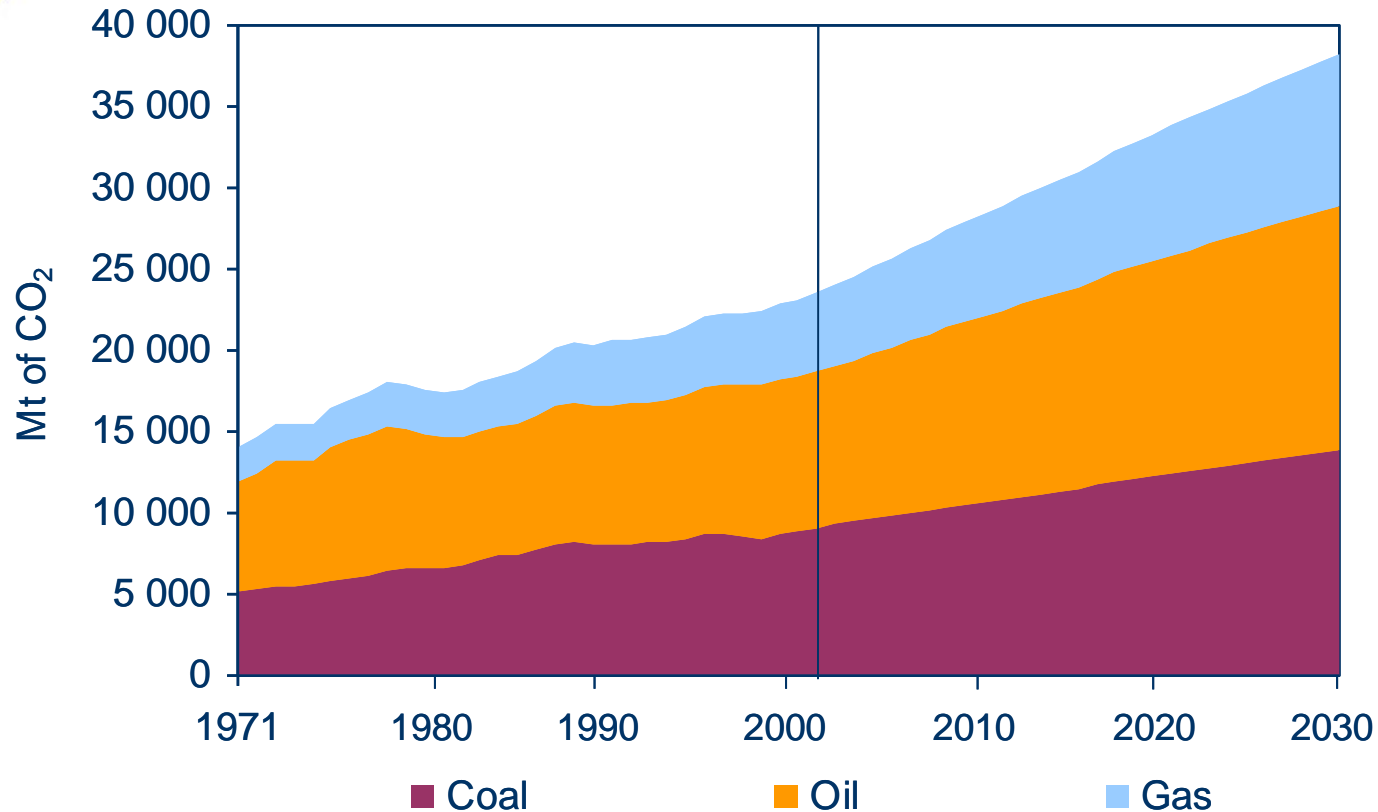
Source: <http://www.cmdl.noaa.gov/aggi>

# World Primary Energy Demand



**Fossil fuels will continue to dominate the global energy mix, while oil remains the leading fuel**

# World Energy Related CO<sub>2</sub> Emissions



**Global emissions grow 62% between 2002 & 2030, but fuel shares hardly change**

Source: IEA



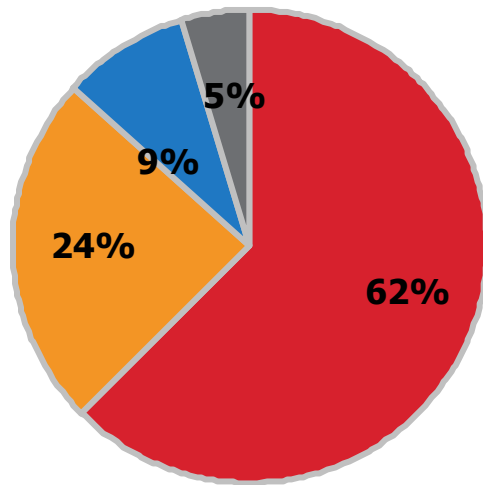
# Declaration



Hydrogen is the Worlds  
clean Energy Choice

Hydrogen is flexible,  
affordable, safe,  
domestically produced,  
used in all sectors of the  
economy, and in all  
regions of the planet.

# H<sub>2</sub> Use (just) in Industry



■ Ammonia ■ Petrochemistry ■ Metanol ■ Others

95% of H<sub>2</sub> is mainly produced at the customer, where 24% go into

- Gasoline and Diesel Fuel
- Polymers

The remaining 5% go into

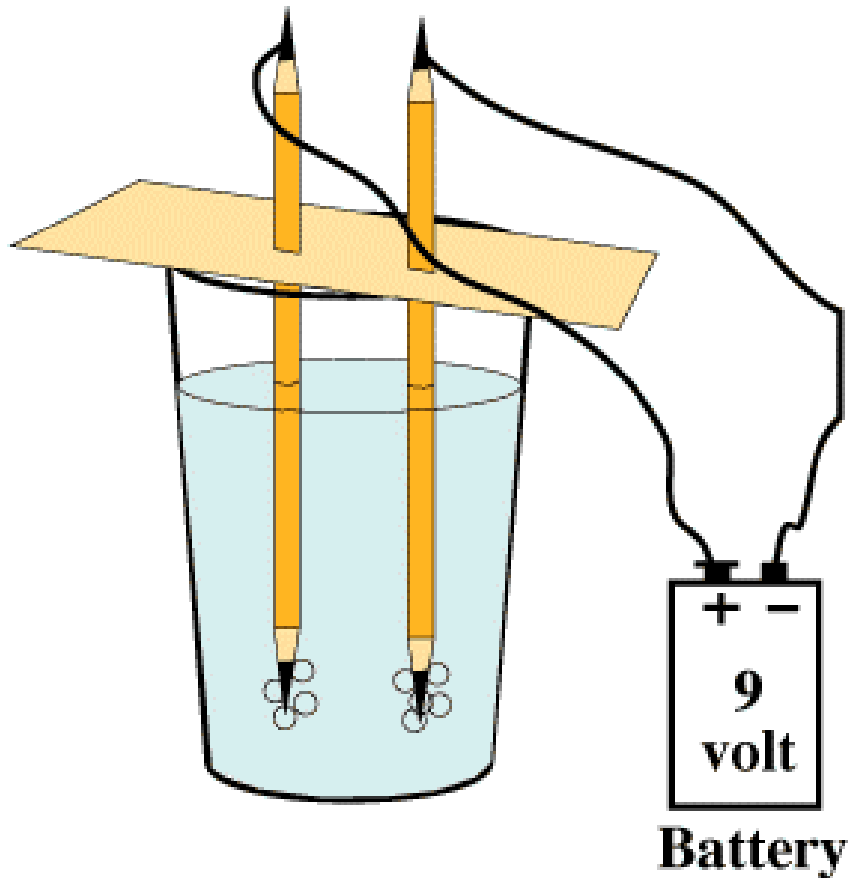
- Fuel Cell
- Fine Chemical Production
- R&D
- .....

# Hydrogen Production



- **Natural Gas Reforming**
  - large CO<sub>2</sub> emissions, consumes much energy
- **Renewable Electrolysis**
  - + wind, solar power, - process safety of electrolysis
- **Gasification**
  - + uses organic waste matter, - CO<sub>2</sub> emissions
- **Renewable Liquid Reforming**
  - is questionable as it uses biomass needed for food production
- **Nuclear High Temperature Electrolysis**
  - + uses excess heat of NPPs, - centralized, expensive materials for plant
- **High Temperature Thermochemical Water Splitting**
  - + uses solar concentrators, - centralized, expensive materials for plant
- **Photobiological and Photoelectrochemical**
  - low H<sub>2</sub> yield

# Electrolysis

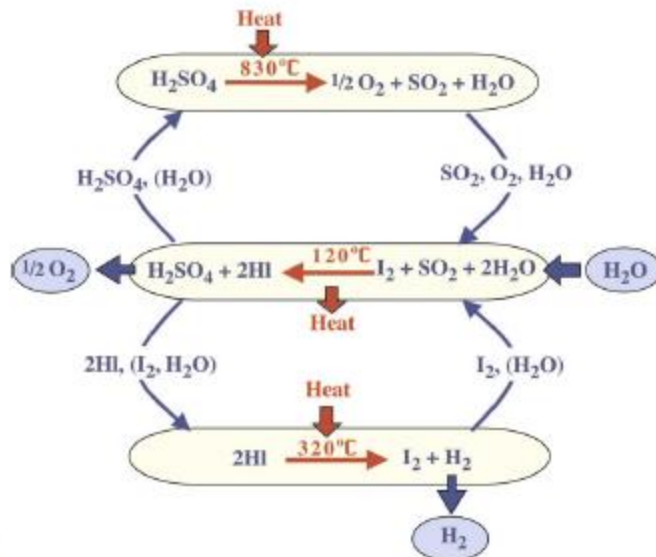


So simple but not  
that feasible!

# Sulfur – Iodine Cycle

The characteristics of the S-I process can be described as follows:

- + All fluid (liquids, gases) process, therefore well suited for continuous operation;
- High utilization of heat predicted (about 50%), but very high temperatures required (at least 850 deg C);




- Completely closed system without byproducts or effluents (besides hydrogen and oxygen);
- Corrosive reagents used as intermediaries (iodine, sulfur dioxide, hydroiodic acid, sulfuric acid); therefore, advanced materials needed for construction of process apparatus;
- + Suitable for application with solar, nuclear, and hybrid (e.g., solar-fossil) sources of heat;
- More developed than competitive thermo-chemical processes (but still requiring significant development to be feasible on large scale).

# Gasification



Gasification is a process in which coal or biomass is converted into gaseous components by applying heat under pressure and in the presence of steam. A subsequent series of chemical reactions produces a synthesis gas, which is reacted with steam to produce more hydrogen that then can be separated and purified.

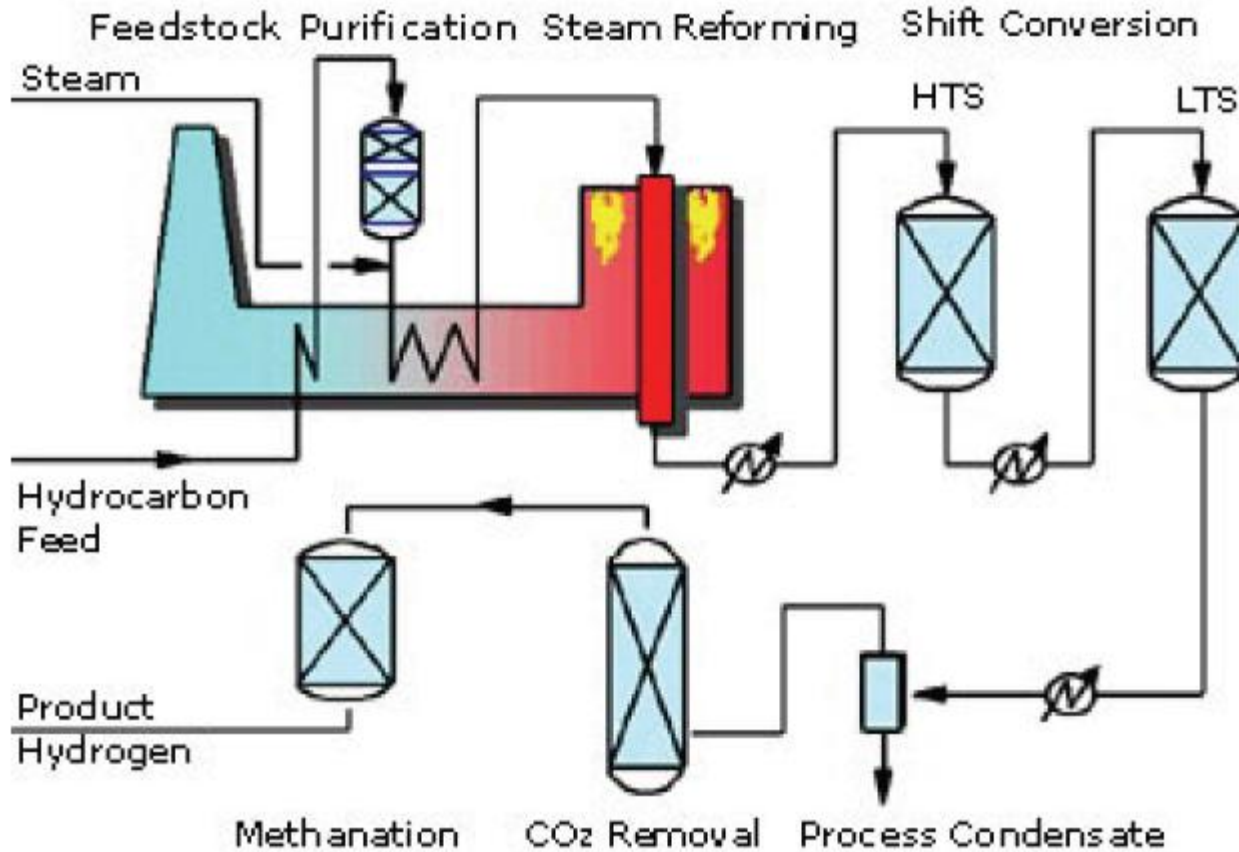
Like coal, biomass can be gasified using high temperatures and steam to produce hydrogen. Because biomass resources consume CO<sub>2</sub> in the atmosphere as part of their natural growth process, producing hydrogen through biomass gasification releases near-zero net greenhouse gases.



# State of the Art H<sub>2</sub> Production



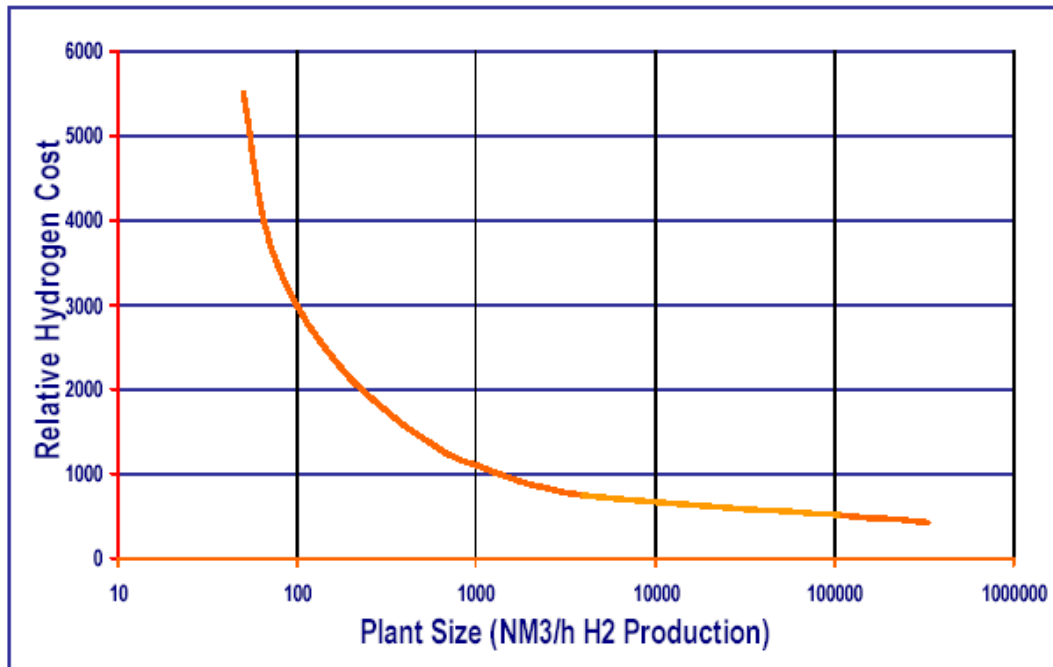
## Steam Reforming of Natural Gas - SMR



5.5 T CO<sub>2</sub> per 1T H<sub>2</sub>, process energy not included!

# SMR: Cost – Plant Size Relation


## Hydrogen Production - SMR H<sub>2</sub> costs



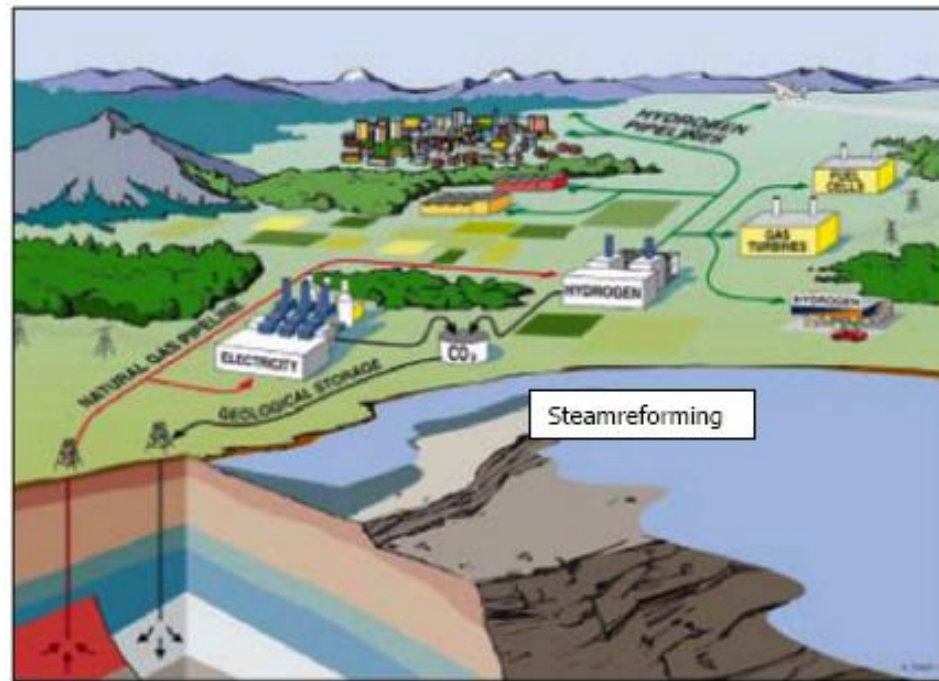


# Questionable CO<sub>2</sub> Exit

## CO<sub>2</sub> Capture and Sequestration



- ? Costs
- ? Risks & Safety
- ? Efficiency
- ? ...



# Novel Process Technology

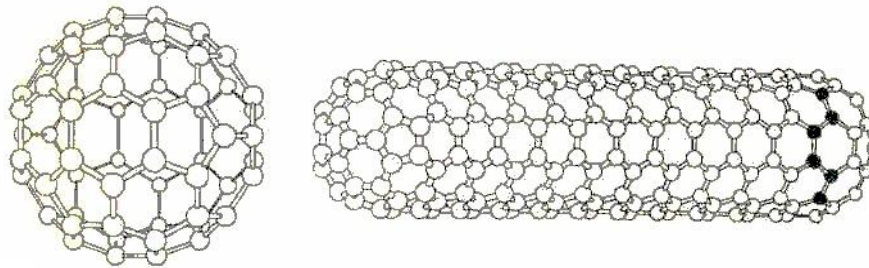


## Thermo-Catalytic NG Cracking



Utilizing appropriate catalysts the process affords except Hydrogen high quality Carbon nanoTubes or Carbon nanoFibers

# The By-Product CNT



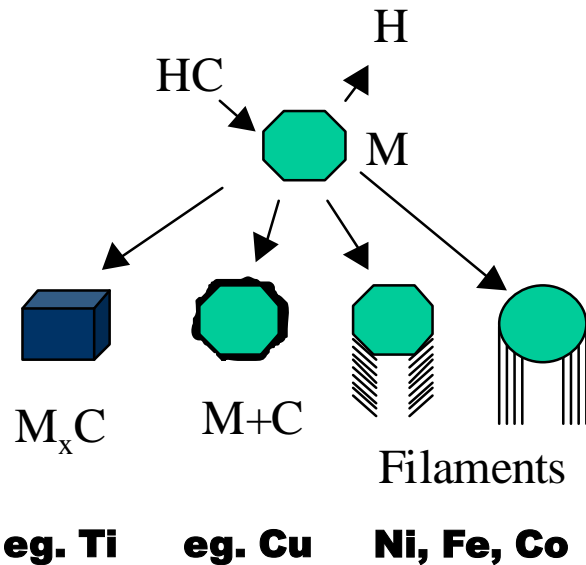
**A Mix of 2 highly ordered Carbon Modifications  
Buckminster Fullerene & tubular Graphene**

**Graphene: One Single Layer of Graphite**

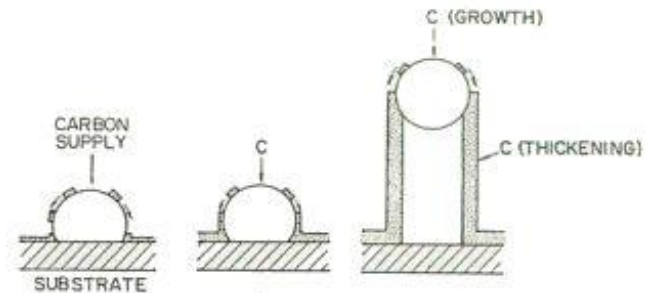
# The CNT/H<sub>2</sub> Catalysis

**By interaction of a Hydrocarbon existing in the gaseous phase with a Metal-Catalyst at elevated temperature.**

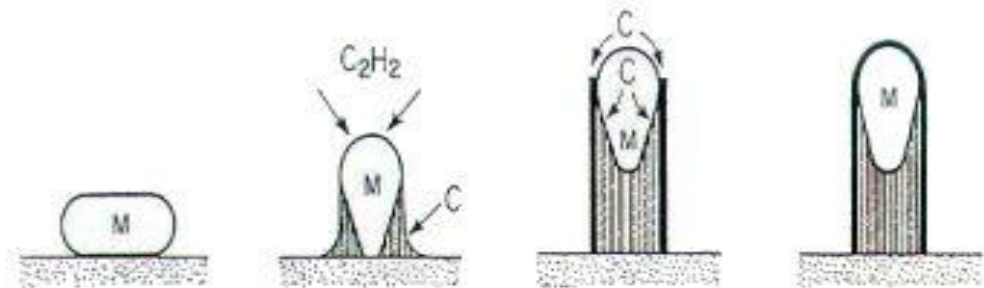
→ **Catalytic Chemical Vapor Deposition, CCVD**



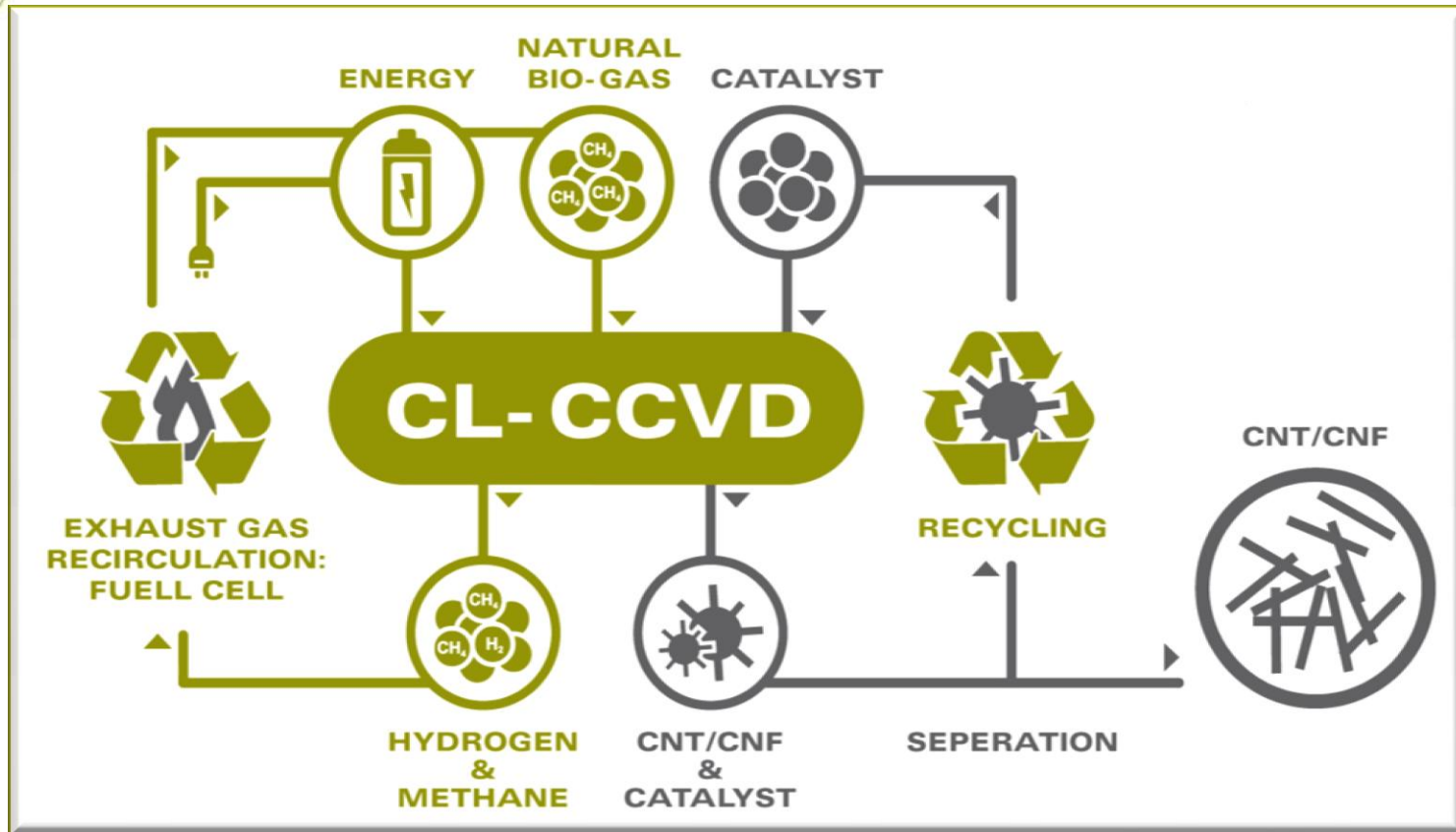
## Filament or nano Fiber Growth



## CNT Growth




# CL-CCVD Process



# CNT/H<sub>2</sub> Pilot-Facility




# CNT Purification



## CNT Agglomerates

## Removal of Catalyst



# Outstanding Material Properties



- **Spec. electrical Resistivity:  $10^{-3}$ - $10^{-4}$  Ohm cm**
- **Max. Current Density: up to  $10^{13}$  A/cm<sup>2</sup>**
- **Thermal Conductivity: > 2000 W/mK**
- **Young's Modulus: ~ 1 – 1,5 TPa**
- **Tensile Strength: ~ 1 TPa**
- **Temperature Stability on Air: 550 – 750 °C**
- **Specific Weight: 1,6 – 1,8 g/cm<sup>3</sup>**
- **High Chemical Inertness**
- **Specific Surface Area: ~ 350 m<sup>2</sup>/g**



# Multiple Properties in Composite Materials



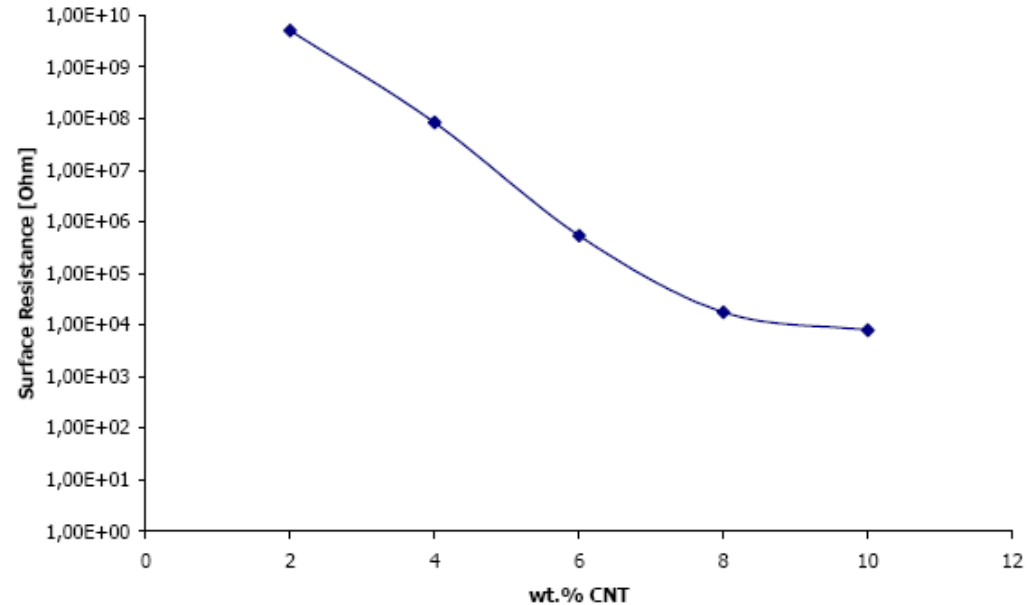

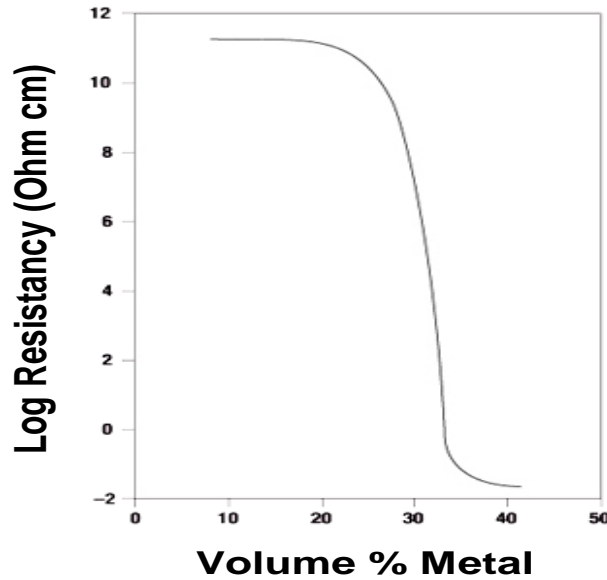
## OBVIOUS

- **Light Weight (high strength to weight ratio)**
- **Excellent Mechanical Properties (filler alone)**
- **Less Breakdown (of filler) During Processing**
- **Variable Conductivity (electrical, thermal)**
- **Property Modification via Large Interface**

## NOT SO OBVIOUS

- **Interface Bonding / Nanotube-Matrix Interactions**
- **Load Transfer**
- **Achieving Homogeneity (Dispersion, Distribution)**
- **Behavior of Nanotube Aggregates**

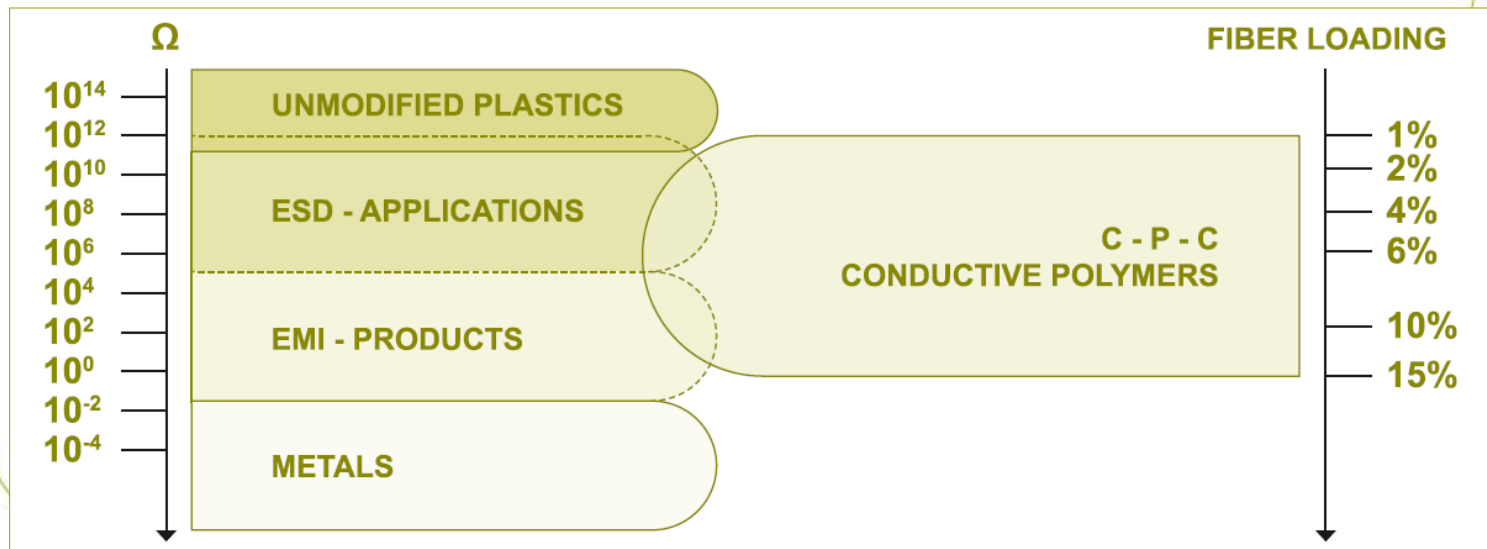
# Application: Conductive Polymers



# C-Polymers Compounds



- CPC® – Products are immediately applicable, reaching from **antistatic** to **electrically dissipative!**



# Process Key Data & Specifics



- Full Continuous Process
- 75 – 80% C-Yield
- Product-Gas: 80 – 90Vol.% H<sub>2</sub>
- Optimum Capacity for Pilot to Medium Plant Size (100 T H<sub>2</sub> per year)
- Single Reactor Capacities Scaleable in the Range of 2 to 5 T H<sub>2</sub>/yr
  
- Zero CO<sub>2</sub> Emission
- High Quality Carbon Nanotubes
- Patent Pending Process

# Thank You for Attention!



**C-Polymers GmbH  
Aufeldgasse 37 – 39  
3400 Klosterneuburg  
Austria**

**Tel: +43 (0)664 502 92 15**

**Fax: +43 (0)2243 450 415**

**E-mail: [info@c-polymers.com](mailto:info@c-polymers.com)**

**URL: [www.c-polymers.com](http://www.c-polymers.com)**



